

MOUNTING INSTRUCTIONS

EWO® ACTIV 1" Maxi



APPLICATION

Der EWO® ACTIV 1" Maxi is the natural and chemical-free method for sustainable, standard-compliant heating and cooling water stabilization. A continuous and permanent function is given (requirement: regular anode replacement)

EWO® ACTIV must not be installed in systems with water-contacting aluminum materials, water-antifreeze mixture or corrosion protection inhibitors.

FUNCTIONALITY

EWO® ACTIV 1" Maxi works with:

- + Magnesium anode technology
- + Magnetic- and sludge separator
- + EWO® water optimization

The magnesium anodes as the less noble material dissolves over time.

Thanks to the EWO® water optimization, the heating water remains stable in the long term.

The magnetic and sludge separator removes or separates corrosion residues or magnetically reactive parts from the heating water.

PRE-CONDITIONS FOR INSTALLATION

In the case of an existing system, an analysis of the existing heating water must be carried out before installation and any necessary measures must be implemented.

Local installation regulations, general guidelines and technical data must be noted.

The installation location must be frost-proof and ensure protection against chemicals, dyes, solvents, vapors and environmental influences.

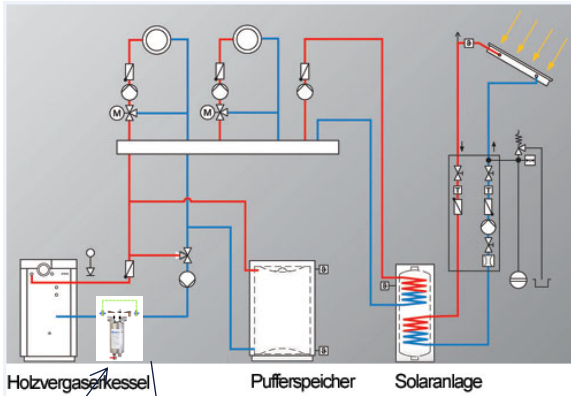
The EWO® ACTIV is not suitable for the separation of oils, greases, solvents, soaps, other lubricants and water-soluble substances.

The heating system must be flushed, filled and installed in accordance with Austrian Standard ÖNORM H5195-1. In Germany, the regulations of VDI 2035 and those based on the recommendation of DIN EN14336 apply analogously.

When using the EWO® ACTIV technology, no chemical additives or corrosion protection agents/inhibitors may be used.

MOUNTING INSTRUCTIONS

- Horizontal mounting between shut off devices in heating return (shut-off devices for anode exchange and cleaning of magnetic separator)
- Allow sufficient space for changing the anode and for cleaning the magnetic separator
- Use neutral junctions made of brass, red brass or stainless steel for device connection
- EWO® ACTIV has no certain flow direction**
- Keep at least 50cm distance (linear distance) to electrical equipment, e.g. pumps (distance to electrical and electromagnetic fields)
- Pay attention to good equipotential bonding of the heating system
- The heating system must be flushed with at least twice the amount of water in the system in order to flush out any residues from the construction or from the built-in components. Otherwise, residues could negatively affect the water quality.
- For EWO® technology, we recommend filling in accordance with standards
- When using the ACTIV technology, no chemical additives or corrosion protection agents/inhibitors may be used.
- In the case of existing or renovation systems, an analysis of the existing heating water must be carried out before installation and any necessary measures, such as water renovation/replacement, must be implemented.
- Remove cap nut at the anodes after installation and immediately screw enclosed color capsule (consumption display) hand tight (approx. 4-5Nm)
- It is imperative to install the enclosed electrical bridging (earthing clamps + cables)**



example

EWO® ACTIV



Install electrical bridging!!

Note mounting procedure:

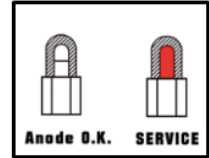
1. Seal stainless steel bends
2. Mount EWO® ACTIV 1" Maxi in the heating return
3. Screw magnetic rod (in the middle) hand tight
4. Screw magnesium anodes
5. Screw color capsules (consumption displays) (rubber seal – only hand tight, approx. 4-5NM)
6. Mount discharge valve
7. Install electrical bridging on a suitable position

Change of magnesium anode:

It is only necessary to replace the anode when the color capsule turns red.

Measure the pH-value in the heating water before replacing the anode.

If this is in the optimal range (9.5 – 10 for unalloyed steel), no anode replacement is required. Afterwards, the pH-value has to be checked every 2 years.



The magnesium anode corresponds to EU standard 12438.

Depending on water quality and operating conditions, the service life is approx. 2 years.

TECHNICAL DATA

EWO® ACTIV 1" Maxi		
Dimension	inch	1"
Nominal width	DN	25
Max. operating pressure	bar	10
Operating temperature	°C	1 - 90
Flow rate Δp 0,1bar	m ³ /h	4,6
Flow rate Δp 0,2bar	m ³ /h	6,6
Weight	kg	6
Anodes	pcs.	2
Magnetic separator	pcs.	1

EWO® ACTIV 1" Maxi

for 1.200 – 2.000 liters system volume
2 PCS. magnesium anodes



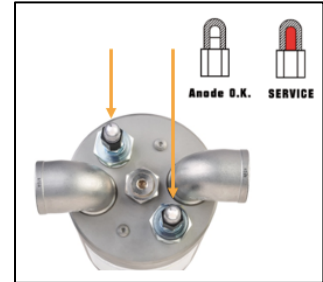
OPERATION & MAINTENANCE

Change of magnesium anode:

It is only necessary to replace the anode when the color capsule turns red.

Measure the pH-value in the heating water before replacing the anode.

If this is in the optimal range (9.5 – 10 for unalloyed steel), no anode replacement is required. Afterwards, the pH-value has to be checked every 2 years.



The magnesium anode corresponds to EU standard 12438. Depending on water quality and operating conditions, the service life is approx. 2 years.

Magnetic- and sludge separator

Regular cleaning and rinsing is required (at least twice a year) and can e.g. be carried out in the course of boiler maintenance.

Filling- und top-up water

With demineralized water (mixed bed or osmosis) or with softened water, whereby the chloride, nitrate and sulfate content must be observed.

Heating-water analysis

Initial analysis at the earliest after 3 months of operation.

Subsequently according to the recommendations of the relevant standards.

SCOPE OF DELIVERY

1 EWO® ACTIV 1" Maxi with thread
2 magnesium anodes
1 magnetic separator
1 drain valve
2 stainless steel bends 90°
1 electrical bridging (cable and clamps)
1 mounting instructions

WARRANTY

The latest version of the national statutory warranty provisions apply.

Contact:

Name: EWO Wassertechnik GmbH
Street: Anzing 48
ZIP-Code: 4113
City: St. Martin/Mühlkreis
State: Austria
Tel: +43 7232 2754-0
E-Mail: office@ewo-wasser.at

The copyright of this manual remains with the manufacturer. No part of this manual may be reproduced, processed, or distributed using electronic systems in any form without the written permission of EWO Wassertechnik GmbH. The information corresponds to the knowledge available at the time of preparation. Printing errors, mistakes and changes are reserved. Illustrations are not to scale. All information is based on the characteristics of the Austrian market.
Edition: November 2021