

MOUNTING INSTRUCTIONS EWO® ACTIV DN80 to DN125



APPLICATION

Der EWO® ACTIV DN80 – DN125 is the natural and chemical-free method for sustainable, standard-compliant heating and cooling water stabilization. A continuous and permanent function is given (requirement: regular anode replacement)

EWO® ACTIV must not be installed in systems with water-contacting aluminum materials, water-antifreeze mixture or corrosion protection inhibitors.

FUNCTIONALITY

EWO® ACTIV DN80 – DN125 works with:

- + Magnesium anode technology
- + Magnetic- and sludge separator
- + EWO® method

The magnesium anodes as the less noble material dissolves over time.

Thanks to the EWO® method, the heating water remains stable in the long term. The magnetic and sludge separator removes or separates corrosion residues or magnetically reactive parts from the heating water.

PRE-CONDITIONS FOR INSTALLATION

In the case of an existing system, an analysis of the existing heating water must be carried out before installation and any necessary measures must be implemented.

Local installation regulations, general guidelines and technical data must be noted.

The installation location must be frost-proof and ensure protection against chemicals, dyes, solvents, vapors and environmental influences.

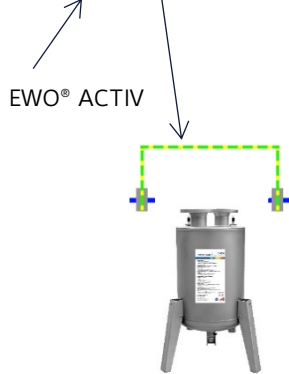
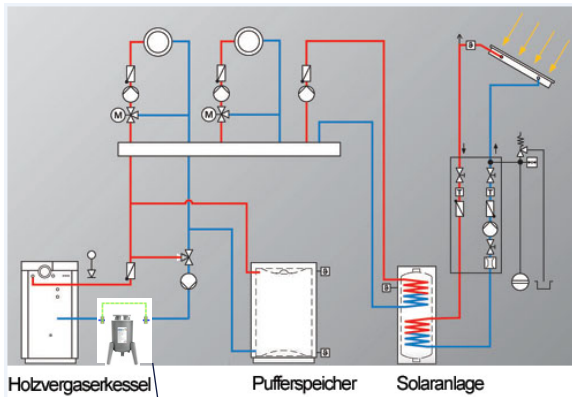
The EWO® ACTIV is not suitable for the separation of oils, greases, solvents, soaps, other lubricants and water-soluble substances.

The heating system must be flushed, filled and installed in accordance with Austrian Standard ÖNORM H5195-1. In Germany, the regulations of VDI 2035 and those based on the recommendation of DIN EN14336 apply analogously.

When using the EWO® ACTIV technology, no chemical additives or corrosion protection agents/inhibitors may be used.

MOUNTING INSTRUCTIONS

- ❑ Horizontal mounting between shut off devices in heating return (shut-off devices for anode exchange and cleaning of magnetic separator)
- ❑ Allow sufficient space for changing the anode and for cleaning the magnetic separator
- ❑ Use neutral junctions made of brass, red brass or stainless steel for device connection
- ❑ **EWO® ACTIV has no certain flow direction**
- ❑ Keep at least 50cm distance (linear distance) to electrical equipment, e.g. pumps (distance to electrical and electromagnetic fields)
- ❑ Pay attention to good equipotential bonding of the heating system
- ❑ The heating system must be flushed with at least twice the amount of water in the system in order to flush out any residues from the construction or from the built-in components. Otherwise, residues could negatively affect the water quality.
- ❑ For EWO® technology, we recommend filling in accordance with standards
- ❑ When using the ACTIV technology, no chemical additives or corrosion protection agents/inhibitors may be used.
- ❑ In the case of existing or renovation systems, an analysis of the existing heating water must be carried out before installation and any necessary measures, such as water renovation/replacement, must be implemented.
- ❑ Remove cap nut at the anodes after installation and immediately screw enclosed color capsule (consumption display) hand tight (approx. 4-5Nm)
- ❑ **It is imperative to install the enclosed electrical bridging (earthing clamps + cables)**



Install electrical bridging!!

example

Note mounting procedure:

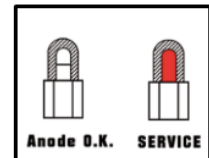
1. Mount EWO® ACTIV DN80 – DN125 in the heating return
2. Mount magnesium anodes
3. Remove cap nut at the anodes after installation and immediately screw enclosed color capsule (consumption display) hand tight (approx. 4-5Nm)
4. Screw magnetic rod (in the middle) hand tight
5. Mount discharge valve
6. Mount filler plug
7. **It is imperative to install the enclosed electrical bridging (earthing clamps + cables)**

Change of magnesium anode:

It is only necessary to replace the anode when the color capsule turns red.

Measure the pH-value in the heating water before replacing the anode.

If this is in the optimal range (9.5 – 10 for unalloyed steel), no anode replacement is required. Afterwards, the pH-value has to be checked every 2 years.



The magnesium anode corresponds to EU standard 12438.

Depending on water quality and operating conditions, the service life is approx. 2 years.

TECHNICAL DATA

EWO® ACTIV DN80 – DN100				
Nominal width	DN	80	100	125
max. operating pressure	bar	10		
Operating temperature	°C	1 – 90		
Flow rate Δp 0,1bar	m³/h	41,4	73,6	103,4
Flow rate Δp 0,2bar	m³/h	59,3	105,4	143,8
Weight	kg	65	75	95
Anodes	pcs.	2	2	3
Magnetic separator	pcs	1		



EWO® ACTIV DN80 – DN125		DN80/100	DN125
Total height	A	940	1.102
Installation height anode	B	530	530
Device height to the center of the pipe	C	940	1.102
Diameter / Depth	D	465	556
Installation width	E	270 middle	350 middle
Deveice body height	F	840	1.002
Diameter floor space requirement	G	680	879

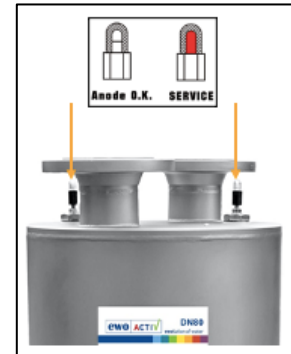
OPERATION & MAINTENANCE**Change of magnesium anode:**

It is only necessary to replace the anode when the color capsule turns red.

Measure the pH-value in the heating water before replacing the anode.

If this is in the optimal range (9.5 – 10 for unalloyed steel), no anode replacement is required. Afterwards, the pH-value has to be checked every 2 years.

The magnesium anode corresponds to EU standard 12438. Depending on water quality and operating conditions, the service life is approx. 2 years.

**Magnetic- and sludge separator**

Regular cleaning and rinsing is required (at least twice a year) and can e.g. be carried out in the course of boiler maintenance.

SCOPE OF DELIVERY

- 1 EWO® ACTIV DN80 – DN125 with flange
- 2 magnesium anodes
- 1 magnetic separator
- 1 drain valve
- 1 electrical bridging (cable and clamps)
- 1 mounting instructions

WARRANTY

The latest version of the national statutory warranty provisions apply.

Contact:

Name: EWO Wassertechnik GmbH
Street: Anzing 48
ZIP-Code: 4113
City: St. Martin/Mühlkreis
State: Austria
Tel: +43 7232 2754-0
E-Mail: office@ewo-wasser.at

The copyright of this manual remains with the manufacturer. No part of this manual may be reproduced, processed, or distributed using electronic systems in any form without the written permission of EWO Wassertechnik GmbH. The information corresponds to the knowledge available at the time of preparation. Printing errors, mistakes and changes are reserved. Illustrations are not to scale. All information is based on the characteristics of the Austrian market.
Edition: November 2021